



STATE OF THE CITIES

Emily Kieliszewski



We love where you live.



About the report

- What we reviewed
- How we measured
- What we compared





City/Village Size	# of Cities/Villages
< 5,000 people	1
5,001 to 10,000 people	3
10,001 to 20,000 people	6
20,001 to 50,000 people	5
> 50,000 people	12
Average city size	80,369
Median city size	23,417



State of the Cities Reports by Region

- **Region 1:**
City of Menominee, Mayor Jean Stegerman
- **Region 2:**
None
- **Region 3:**
City of Alpena, City Manager Greg Sundin
- **Region 4:**
City of Grand Rapids, Mayor Rosalyn Bliss
City of Muskegon Heights, Mayor Kimberely Sims
- **Region 5:**
City of Saginaw, Mayor Dennis Browning
- **Region 6:**
City of Flint, Mayor Karen Weaver
- **Region 7:**
City of Lansing, Mayor Virg Bernero
- **Region 8:**
Village of Union City, Board President William Avery
- **Region 9:**
City of Howell, Mayor Nick Proctor
City of Saline, Mayor Brian Marl

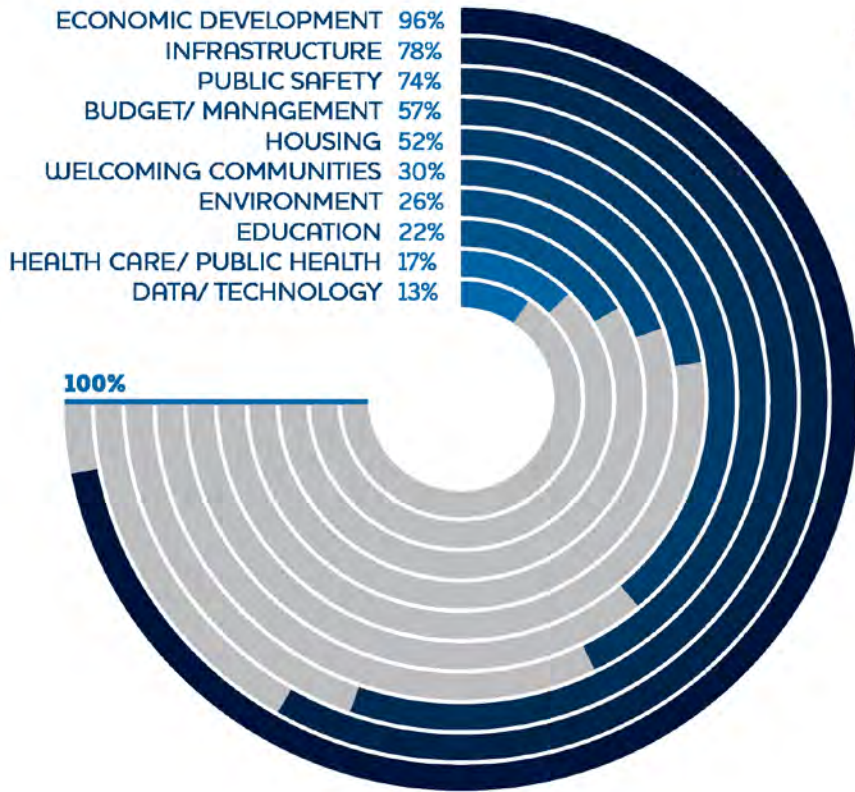
- **Region 10:**
City of Berkley, Mayor Phil O'Dwyer
City of Birmingham, Mayor Mark Nickita
City of Clawson, Mayor Penny Luebs
City of Dearborn, Mayor John O'Reilly, Jr.
City of Detroit, Mayor Mike Duggan
City of Ferndale, Mayor Dave Coulter
City of Hazel Park, Mayor Jan Parisi
City of Inkster, Mayor Byron Nolen
City of Livonia, Mayor Dennis Wright
City of Madison Heights, Mayor Brian Hartwell
City of Novi, Mayor Bob Gatt
City of Rochester Hills, Mayor Bryan Barnett
City of Romulus, Mayor LeRoy Burcroff
City of Southfield, Mayor Ken Siver
City of Trenton, Mayor Kyle Stack
City of Westland, Mayor William Wild

** Cities in italics did not have written transcripts of the State of the City address and were not included in the calculation of cities' significant topics. The videos of the speech were reviewed and relevant quotes or policy issues were used as context for the findings.*





Top Ten Issues Identified by Mayors

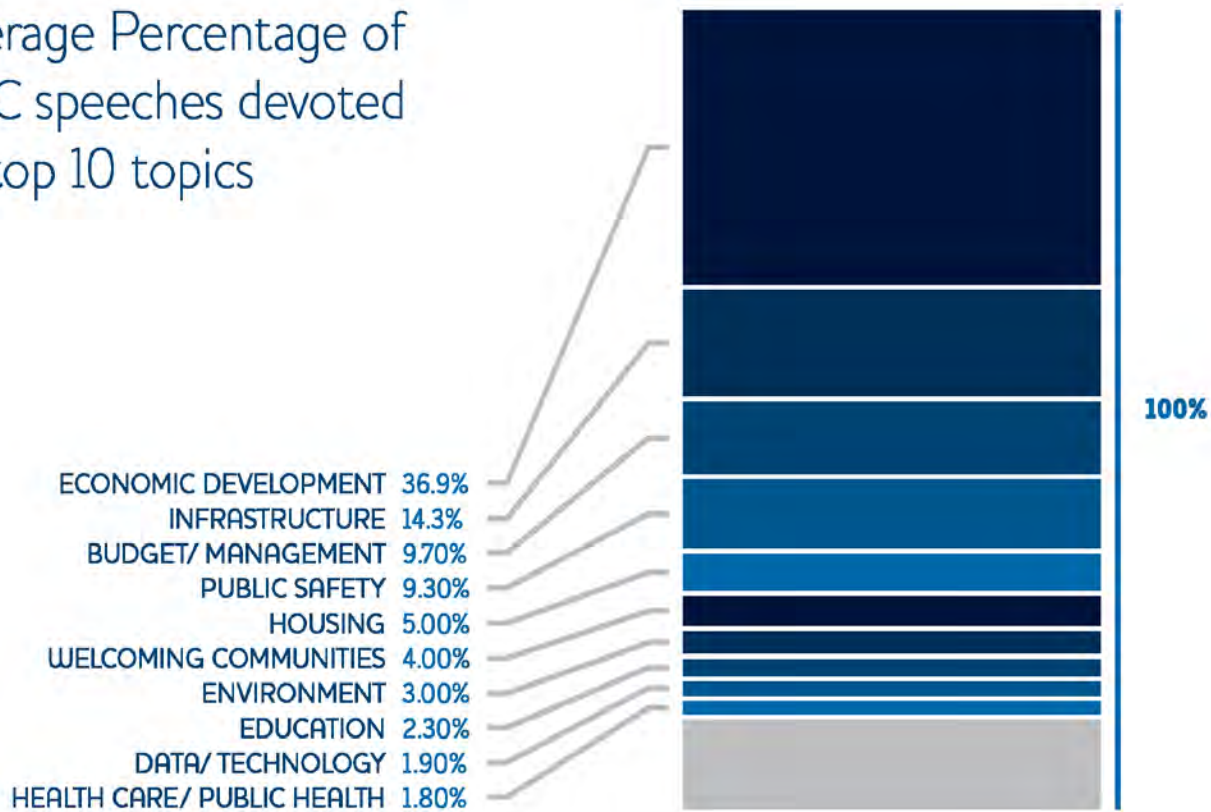


We love where you live.





Average Percentage of SOC speeches devoted to top 10 topics

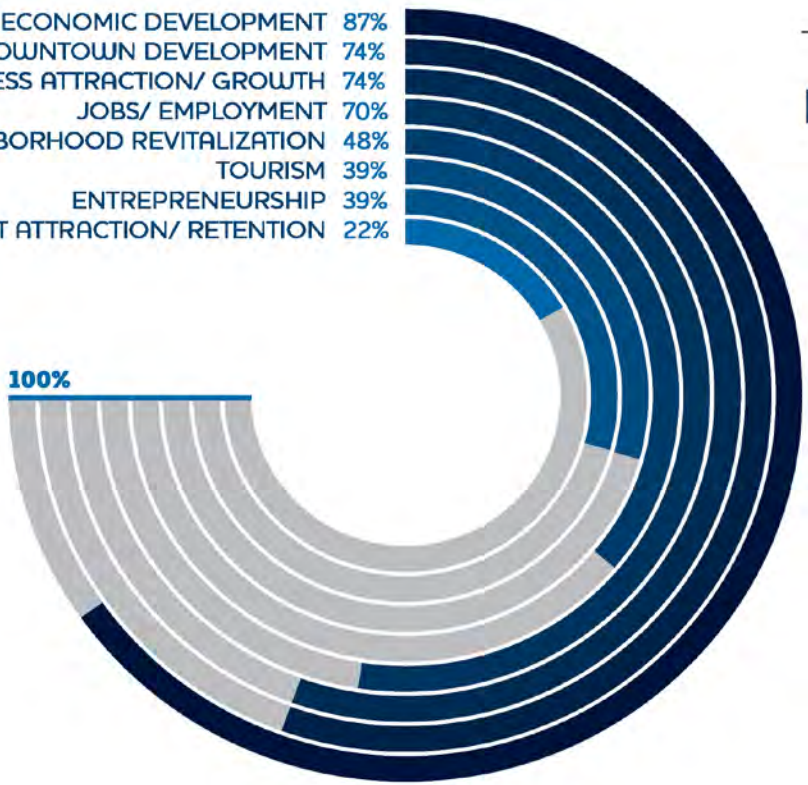


We love where you live.



Top Economic Development Issues

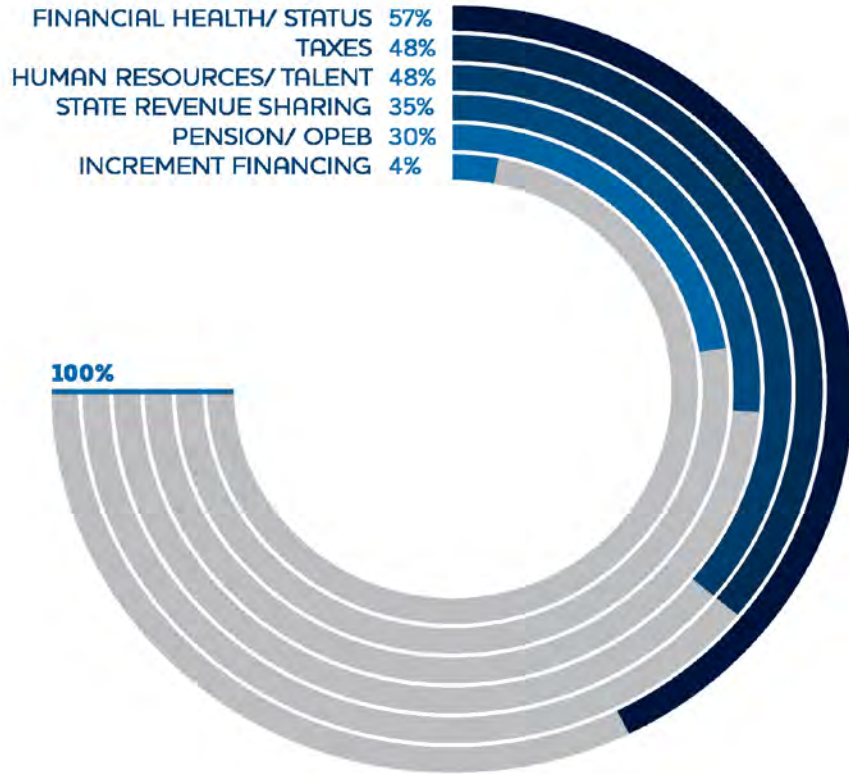
- CULTURAL ECONOMIC DEVELOPMENT 87%
- DOWNTOWN DEVELOPMENT 74%
- BUSINESS ATTRACTION/ GROWTH 74%
- JOBS/ EMPLOYMENT 70%
- NEIGHBORHOOD REVITALIZATION 48%
- TOURISM 39%
- ENTREPRENEURSHIP 39%
- TALENT ATTRACTION/ RETENTION 22%



We love where you live.



Top Budget Issues



We love where you live.





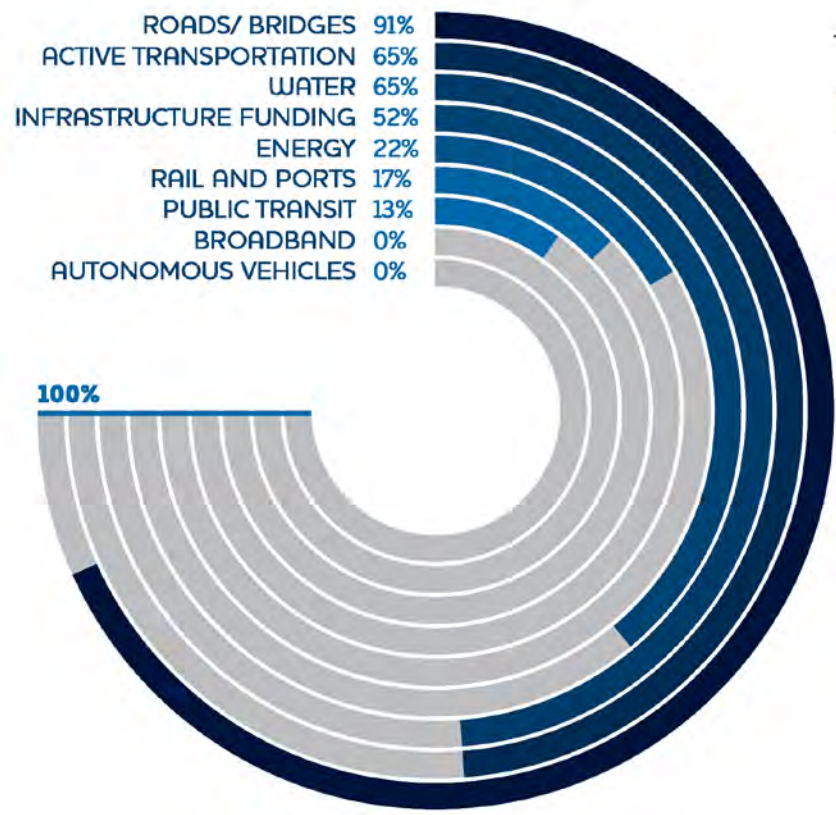
“Despite positive trends, there are impending financial storm clouds in our future. The municipal financing model in Michigan is dysfunctional and the state continues to fall well short of its statutory required revenue sharing with cities. Although it impacts all communities throughout the state, it impacts more acutely full service municipalities like Howell. Coupled with statutory mandated caps on property tax, municipalities, including Howell, are struggling.”

- Nick Proctor, Mayor, City of Howell





Top Infrastructure Issues

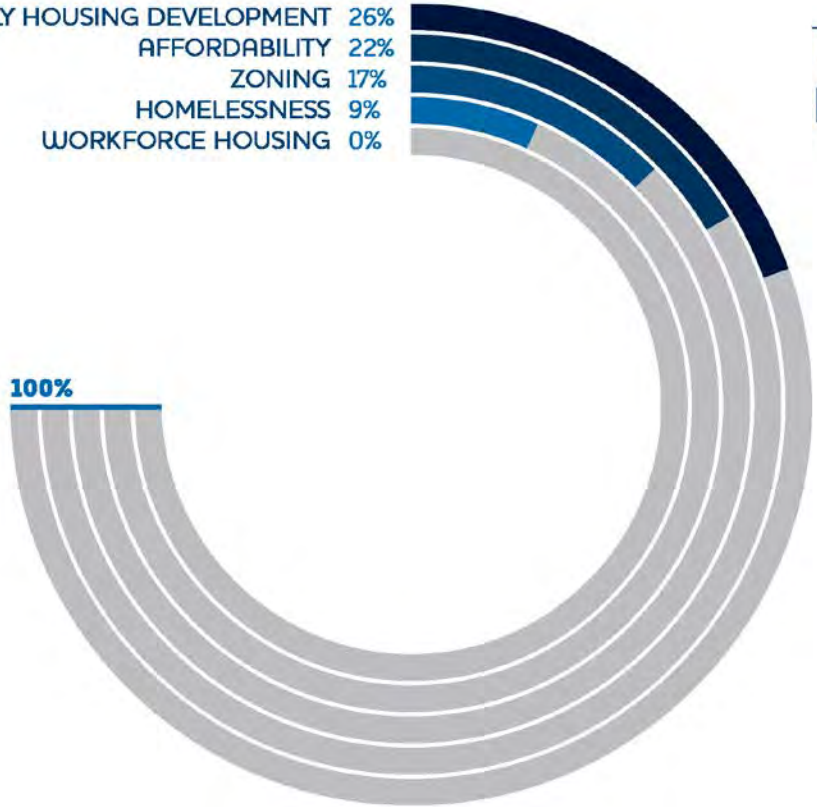


We love where you live.



Top Housing Issues

- MULTI-FAMILY HOUSING DEVELOPMENT 26%
- AFFORDABILITY 22%
- ZONING 17%
- HOMELESSNESS 9%
- WORKFORCE HOUSING 0%



We love where you live.



What's next for SOC Report?

- o Report will be finalized and released late July
- o Promote it through social media and other venues
- o Session at Convention

